

### SHELTER A-FRAME M-SERIES

#### TENT SPECIFICATIONS

Model	M10
Span Width	10m
Eave Height	4.00m
Ridge Height	5.70m
Bay Distance	5m
Roof Pitch	18°
Longest Component	5.60m
Maximum Length	Unlimited in 5-meter increments
Max. WindLoad	100km/h (0.50kN/m <sup>2</sup> )

#### FRAMEWORK

Main Profiles	112*203*4mm (4 channel)
Material	Hard Pressed Extruded Structural Aluminum 6061/T6

#### COVER

Material	PVC Coated Polyester Fabric
Features	650 or 850 g/sqm, Premium Grade, High Gloss White or Translucent, Waterproof, UV Resistant
Flame Retardant	DIN 4102 B1, M2; USA NFPA701

#### CONNECTING COMPONENTS

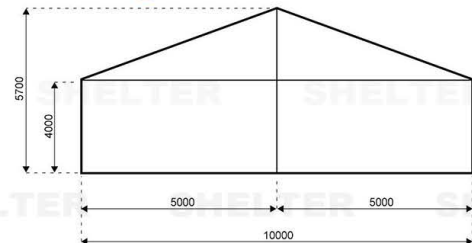
Hot Dipped, Structural Grade Corrosive Resistant Galvanized Steel

### M-SERIES DRAWING

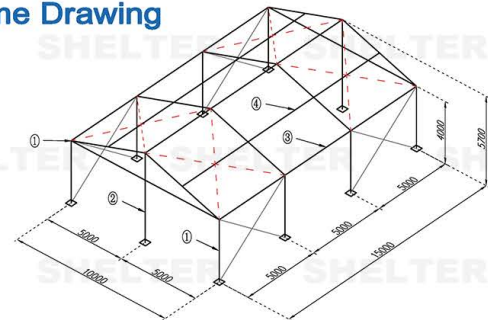
#### Rendering



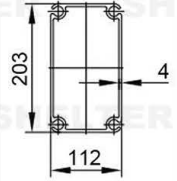
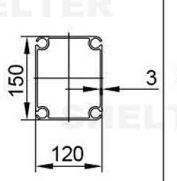
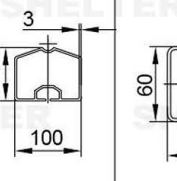
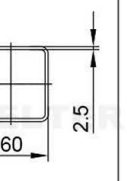
#### Gable Drawing



#### Frame Drawing



#### Profile Specifications

Upright Support Roof Beam ①	Gable Upright ②	Eave Purlin ③	Roof Purlin ④
			





# SHELTER STRUCTURES PRODUCT GALLERY




## APPLICATION

- Wedding Venue
- Anniversary Celebration
- Annual Gala
- Beer Festival
- Music Carnival
- Product Launch
- Kitchen
- Ticket Office



## FEATURES

- Customized Entrance Canopy
- Unobstructed Interior Space
- Roof Extension
- Rapid Installation
- Optional Frame Color



**SHELTER STRUCTURES  
TENT MANUFACTURER**

### Headquarter & Production

Chaotian Industrial Park, Panyu, Guangzhou, China.

E: [admin@shelter-structures.com](mailto:admin@shelter-structures.com)

M: +86 139 2885 8552

W: [www.shelter-structures.com](http://www.shelter-structures.com)

T: +8620 6660 3258