

SHELTER ARCH-SERIES

TENT SPECIFICATIONS

Model	A20
Span Width	20m
Eave Height	4.00m
Ridge Height	6.80m
Bay Distance	5m
Roof Pitch	18°
Longest Component	8.10m
Maximum Length	Unlimited in 5-meter increments
Max. WindLoad	120km/h (0.60kN/m ²)

FRAMEWORK

Main Profiles	112*203*4mm (4 channel)
Material	Hard Pressed Extruded Structural Aluminum 6061/T6

COVER

Material	PVC Coated Polyester Fabric
Features	650 or 850 g/sqm, Premium Grade, High Gloss White or Translucent, Waterproof, UV Resistant
Flame Retardant	DIN 4102 B1, M2; USA NFPA701

CONNECTING COMPONENTS

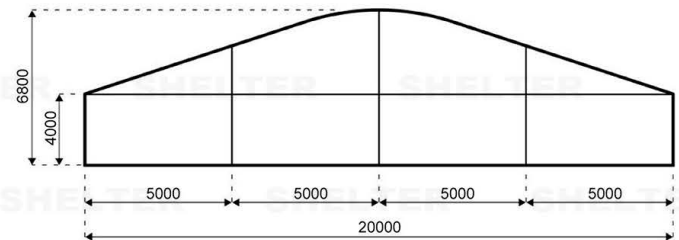
Hot Dipped, Structural Grade Corrosive Resistant Galvanized Steel

ARCH-SERIES DRAWING

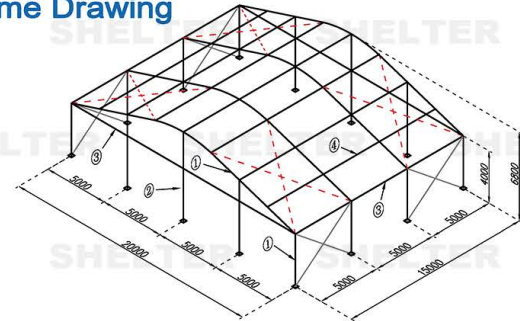
Rendering



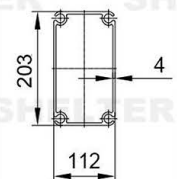
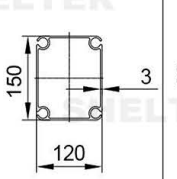
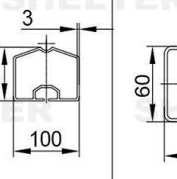
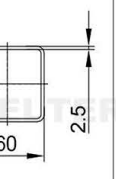
Gable Drawing



Frame Drawing



Profile Specifications

Side Leg Roof Beam Curved Beam	Gable Jamb	Eave Purlin	Roof Purlin
			



SHELTER STRUCTURES

PRODUCT GALLERY



APPLICATION

- Wedding Banquet
- Event Center
- Hospitality
- Outdoor Catering
- Annual Gala
- Show Room
- Temporary Church
- Outdoor Catering

FEATURES

- Better Drainage Performance
- Flexible Interior Layout
- Roof Extension
- Numerous Sidewall Options
- Optional PVC Pattern



SHELTER STRUCTURES
TENT MANUFACTURER

Headquarter & Production

Chaotian Industrial Park, Panyu, Guangzhou, China.

E: admin@shelter-structures.com

M: +86 139 2885 8552

W: www.shelter-structures.com

T: +8620 6660 3258