



SHELTER STRUCTURES

POLYGON TENT



About Us



Shelter Structures' Brand Introduction

Shelter Structures was founded in 2003 and has evolved into a global leader in the prefabricated structures industry over 20 years. With a mission to pioneer sustainable development in construction, Shelter Structures has made significant strides in innovation and product development. Nowadays, we supplied tents all over the world and has supported the Olympics, Benz, BMW and many major events and international corporations



Polygon Tent

The polygon tent is a remarkable structure that offers both functionality and aesthetic appeal. Its multi-curved roof gives it larger roof corners and higher space utilization. In addition, the roof is more uniformly loaded to withstand strong wind and snow loads. Not only does the tent have a unique look, but it is also very stable and safe.

Features


- The unique multi-curved roof stands out to add an aesthetic appeal to any location.
- Can be customized with a variety of options, such as doors, windows, and lightings.
- Spacious Interior without obstacle offers a generous amount of interior space.
- Made from high-quality materials that are designed to withstand harsh weather conditions.
- Sturdy structures to withstand high wind load (up to 120 km/h) and snow loads



Frame

| | |
|----------------|--|
| Main Materials | <ul style="list-style-type: none"> ▪ Aluminum Alloy Frame ▪ Q235 Steel Components |
| Color | Original Color / White Coating / Black Coating |
| Max Wind Load | 120km/h |
| Max Snow Load | 0.5kN/m ² |
| Features | <ul style="list-style-type: none"> ▪ Reliable metal frames made of durable and sturdy aluminum to ensure stability and long-term uses. ▪ Easy to setup and expand with prefabricated lightweight aluminum frame and modular design. ▪ Sturdy enough to resist various weather condition and withstand high wind and snow loads. |

Accessories



Roof Options

- 850GSM Opaque PVC
- 950GSM Transparent PVC
- Steel Cladding

Door Options

- PVC Door with Zipper/Rope
- Aluminum Door (Single/Double Door)
- Glass Door (Single/Double Door)
- Sliding Door
- Rolling Door
- Clamshell Door

Wall Options

- 650GSM Translucent PVC Fabric
- 850GSM Opaque PVC Fabric
- 950GSM Transparent PVC Fabric
- ABS Panel Wall
- Tempered Glass
- Sandwich Panel
- Steel Cladding

Flooring System


- Wooden Floor
- Cassette Floor
- Stage Platform System

Window & Ventilation Options

- Glass Awning Window
- Glass Casement Window
- Glass Sliding Window
- Roll-up Window
- Extractor Fan

Other Accessories

- Air Conditioner
- Lighting
- Insulation
- Entrance Ramp
- Staircase
- Guardrail

| Polygon Tent | Span (m) | Eave Height(m) | Bay Distance (m) | Main Profile (mm) | Max Wind Load |
|---|----------|----------------|------------------|---|---------------|
|  | 15-55 | 4.0 | 5.0 | 120*200/120*250/120*300/ 120*350/120*400 | Up to 120km/h |
| | 55-70 | 4.0 | 5.0 | 120*400 | Up to 100km/h |



Informe Commercial Conference Polygon Tent in Mexico

Location: Mexico Sector: Commercial Tent Tent Size: 30x70m Built Year: 2017



Grand Gathering Polygon Tent in Mexico

Location: Mexico Sector: Event Tent Tent Size: 40x60m Built Year: 2019



Industrial warehouse Polygon Tent in Taiwan

Location: Taiwan in China Sector: Warehouse Tent/ Industrial Tent Tent Size: 40x50m Built Year: 2017



Commercial VIP Platform Polygon Tent in Dubai

Location: Dubai Sector: Commercial Tent Tent Size: 30x40m Built Year: 2021



Our Belief >>

Tailor-Made Solutions Make Space Valuable



Shelter Structures

Shelter Structures is dedicated to providing globally leading outdoor space solutions, mainly producing high-quality temporary and semi-permanent modular tent systems, widely used in various outdoor festivals, commercial events, sports venues, industrial storage, military, and disaster relief areas.

SHELTER



Glitzcamp




Glitzcamp specializing in outdoor tents and holiday homes manufacturing, mainly serving tourism real estate, RV camps, cultural and tourism towns, etc., capable of meeting personalized customization needs and providing efficient and beneficial tourism housing solutions.



Shelter Dome



Shelter Dome focused on offering high-quality outdoor living solutions, combining comfort, functionality, and eye-catching exterior design in one, exploring the luxury star tents of fashion trends. Its unique shape and strong adaptability have made it the go-to choice for exquisite camping, unique hotel development, and luxury camping.





admin@shelter-structures.com

+86 139 2885 8552 / +1 713 386 9281

www.shelter-structures.com

Shelter Architecture Technology (Guangdong) Co.,Ltd