




# SHELTER STRUCTURES

## METAL TRUSSES




# About Us



## Shelter Structures' Brand Introduction

Shelter Structures was founded in 2003 and has evolved into a global leader in the prefabricated structures industry over 20 years. With a mission to pioneer sustainable development in construction, Shelter Structures has made significant strides in innovation and product development. Nowadays, we supplied tents all over the world and has supported the Olympics, Benz, BMW and many major events and international corporations



# Metal Trusses

Metal trusses offer outstanding strength and durability, making them perfect for various applications. Their robust design is ideal for supporting roofs, bridges, and enhancing industrial structures, as well as providing stability for stage designs. This versatility ensures reliability in demanding environments and long-lasting performance.


## Features

- Truss structures with large span up to 80m or more provides spacious usable space.
- Customized designs for different conditions and needs such as residential, stages and industrial applications.
- A cost-effective investment due to its durability, easy maintenance, and faster installation.
- Metal roof trusses resist rot and pests to offer greater durability and long-term uses.
- The high-quality aluminum alloy or steel frame ensures stability under harsh weather and reduces structural failure risks.

## Frame

Main Materials	<ul style="list-style-type: none"> <li>▪ Aluminum Alloy Frame</li> <li>▪ Galvanized Steel Frame</li> </ul>
Color	Original Color / Black Coating
Max Wind Load	150km/h
Max Snow Load	0.6kN/m <sup>2</sup>
Features	<ul style="list-style-type: none"> <li>▪ Reliable metal frames made of durable and sturdy aluminum or steel to ensure stability and long-term uses.</li> <li>▪ Easy to setup and expand with prefabricated lightweight aluminum frame and modular design.</li> <li>▪ Sturdy enough to resist various weather condition and withstand high wind and snow loads.</li> </ul>

## Accessories



### Flooring System

- Wooden Floor
- Cassette Floor
- Stage Platform System

### Lighting

- Public Lighting: 50 lux
- Warehouse Lighting: 100 lux
- General Lighting: 200 lux
- Bright lighting: 300 lux



Metal Trusses	Item	Main Material	Span (m)	Height(mm)	Width(mm)	Weight(kg/m)
	Triangle Spigot Truss	High Strength Aluminum Alloy Frame	10-16	290	290	~7.5
	Square Spigot Truss		10-20	530	530	~13.5
	Track Truss		10-18	355.6	609.6	~18
	Folding Truss		10-36	580	1010	~22
	Rectangular Truss	Galvanized Steel Frame	10-80	610-1450	410-770	~16-65
	Plane Truss		20-80	610-1450	410-770	~16-65



### Industrial Warehouse

Metal trusses create open interiors in industrial warehouses, allowing for efficient space use. They support heavy loads, ensure durability, and withstand harsh conditions, making them ideal for long-term applications.



### Parking Lots

Metal trusses are used in parking lots to support canopies and overhead structures, providing weather protection for vehicles. Their strength allows for large spans, creating unobstructed spaces and enhancing overall functionality and safety.



### Sports Stadiums

Metal trusses are utilized in sports stadiums to support roofs and grandstands, allowing for large open areas. They provide structural integrity, enabling the bearing of heavy equipment and ensuring safety for spectators and athletes.



### Aircraft Hangers / Airport Terminals

Metal trusses are used in aircraft hangers or airport terminals to support large span buildings and open spaces. Ideal for accommodate big airplane or large passenger flow. They provide spacious area to use for different scales with flexible expansion .

# Our Belief >>

Tailor-Made Solutions Make Space Valuable



## Shelter Structures

**Shelter Structures** is dedicated to providing globally leading outdoor space solutions, mainly producing high-quality temporary and semi-permanent modular tent systems, widely used in various outdoor festivals, commercial events, sports venues, industrial storage, military, and disaster relief areas.



## Glitzcamp

**Glitzcamp** specializing in outdoor tents and holiday homes manufacturing, mainly serving tourism real estate, RV camps, cultural and tourism towns, etc., capable of meeting personalized customization needs and providing efficient and beneficial tourism housing solutions.



## Shelter Dome

**Shelter Dome** focused on offering high-quality outdoor living solutions, combining comfort, functionality, and eye-catching exterior design in one, exploring the luxury star tents of fashion trends. Its unique shape and strong adaptability have made it the go-to choice for exquisite camping, unique hotel development, and luxury camping.





[admin@shelter-structures.com](mailto:admin@shelter-structures.com)

+86 139 2885 8552 / +1 713 386 9281

[www.shelter-structures.com](http://www.shelter-structures.com)

Shelter Architecture Technology (Guangdong) Co.,Ltd