



SHELTER

ARCHITECTURE TECHNOLOGY

DOUBLE DECKER STRUCTURES





Double decker structure

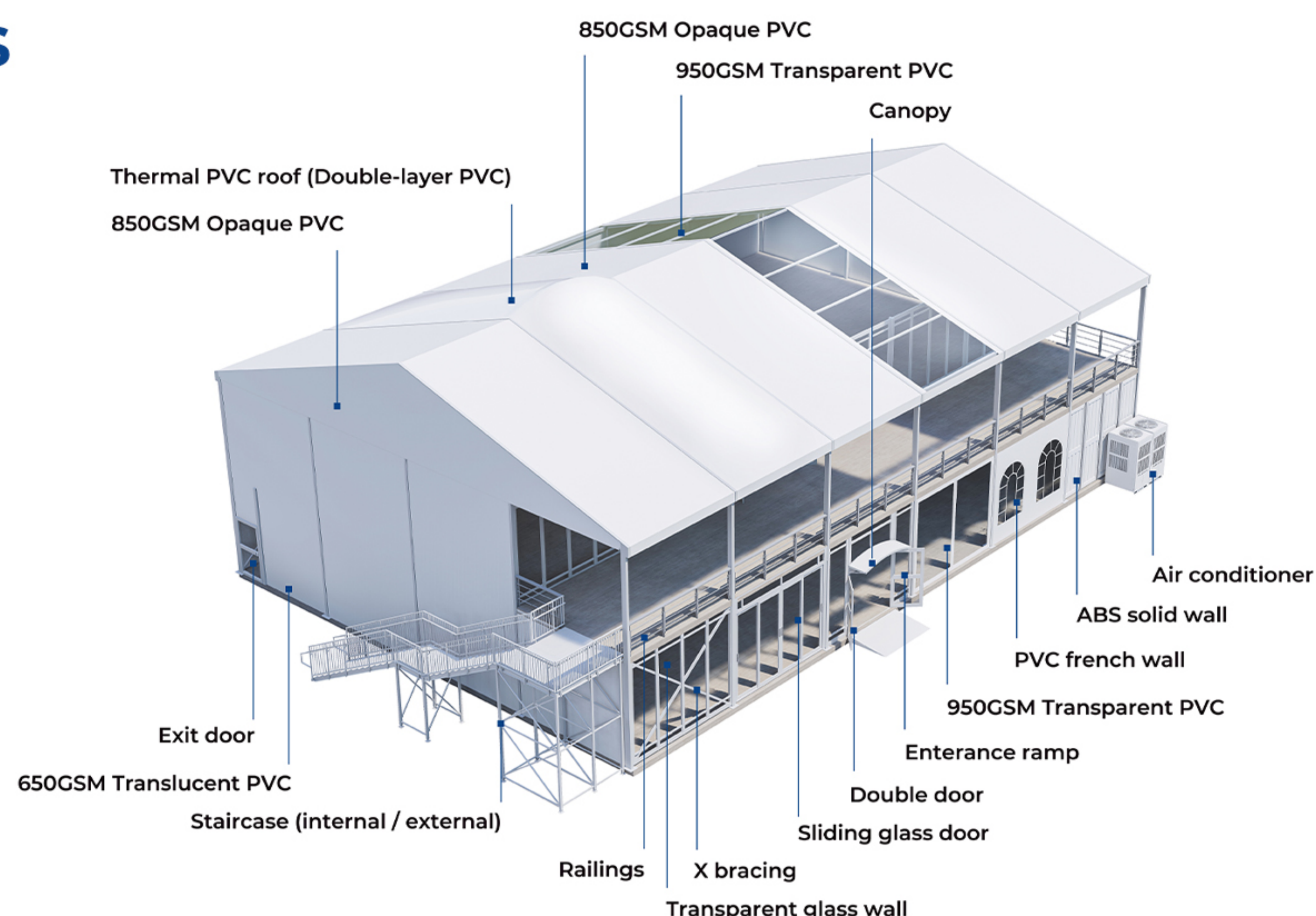
Our innovative double deck tent combines breathtaking aesthetics with outstanding functionality, providing the ultimate space solution for your event. All the accessories are designed to enhance the aesthetic appeal of the tent while providing practical solutions to meet the needs of your event. Double decker tent are widely used in VIP hospitality, sports events, and branding. Also, we are the first Chinese supplier who designs and manufactures the triple decker structures.

Features

- Available framework profile: 112*203*4mm; 120*250*4mm; 120*300*5mm.
- Increase the usable area where space is limited.
- All of the rooftop designs can be supplied: A-frame, curved roof, cube roof, high peak, and single-slope.
- Available in two-level or three-level construction.
- Can be designed to fully meet regional wind and snow load requirements.
- Our range of accessories includes interior and exterior stairs, balconies, insulated glass, entrance, lighting and air conditioning.



Accessories



Wall options

- 850GSM Opaque PVC
- 950GSM Transparent PVC
- PVC french wall
- ABS solid wall
- Sandwich panel wall

Door options

- Single door
- Double door
- Single exit door
- Sliding glass door
- PVC door with zipper


Roof options


- 850GSM Opaque PVC
- 950GSM Transparent PVC
- Double-layer thermal PVC roof


Accessories

- Entrance ramp
- Canopy
- Railings
- Staircase
- Decorative linings
- X bracing
- Wooden floor
- Cassette floor
- Air conditioner

Product specifications

A-frame Roof	Item	Span (m)	Eave height (m)	Ridge height (m)
	D010005	15.00	8.00	9.80
	D015005	20.00	8.00	10.60
	D020005	25.00	8.00	11.50
	D025005	30.00	8.00	12.20
	D030005	35.00	8.00	13.00

Curved Roof	Item	Span (m)	Eave height (m)	Ridge height (m)
	D010005	15.00	8.00	9.25
	D015005	20.00	8.00	10.00
	D020005	25.00	8.00	10.80
	D025005	30.00	8.00	11.60
	D030005	35.00	8.00	12.30

Cube Roof	Item	Span (m)	Eave height (m)	Ridge height (m)
	D010005	15.00	8.00	8.67
	D015005	20.00	8.00	9.07
	D020005	25.00	8.00	9.07
	D025005	30.00	8.00	9.10



admin@shelter-structures.com

+86 139 2885 8552

shelter-structures.com

Shelter Architecture Technology (GuangDong) Co.,Ltd