



SHELTER STRUCTURES

DOME TENT

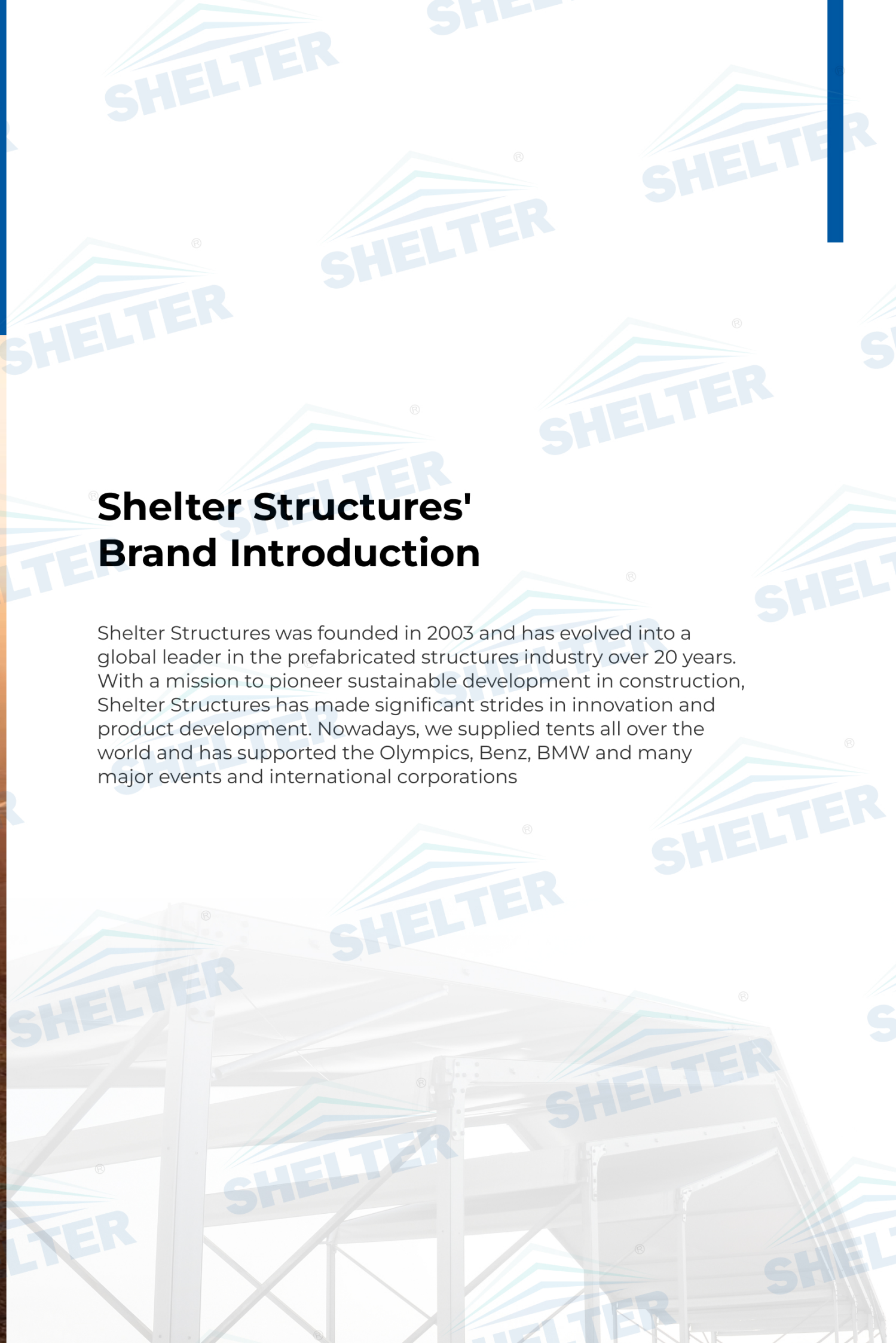



About Us



Shelter Structures' Brand Introduction

Shelter Structures was founded in 2003 and has evolved into a global leader in the prefabricated structures industry over 20 years. With a mission to pioneer sustainable development in construction, Shelter Structures has made significant strides in innovation and product development. Nowadays, we supplied tents all over the world and has supported the Olympics, Benz, BMW and many major events and international corporations





Dome Tent

The dome tent is a hemispherical structure with interconnected triangular structures. Its main materials are galvanized steel frame and PVC, which are stable, durable and strong. There are two structural types, spherical dome and sheet dome; no matter which type, its spacious and column-free interior has 100% space utilization. Its customization options like insulation layer and solar fan can ensure a comfortable indoor environment all year round and save energy and money. This makes dome tents suitable for events and glamping.

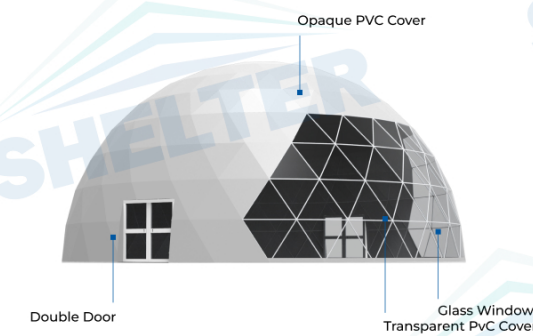
Features

- Unique rounded appearance provides strong appeal and beauty
- Use of advanced construction materials ensures stability and safety
- Spacious spaces without center poles have a more flexible range of activity
- Modular design enables flexible expansion according to the actual needs
- High-tech and natural light reduce energy consumption

Frame

Main Materials	▪ Q235 Steel Frame
Color	Original Color/ White Coating/ Black Coating
Max Wind Load	120km/h
Max Snow Load	0.5kN/m ²
Features	<ul style="list-style-type: none"> ▪ Reliable metal frames made of durable and sturdy galvanized steel to ensure stability and long-term uses. ▪ Easy to set up and expand with prefabricated steel frame and modular design. ▪ Sturdy enough to resist various weather condition and withstand high wind and snow loads.

Accessories



Cover Options

- 850GSM Opaque PVC
- 950GSM Transparent PVC
- Tempered Glass
- PC Panel

Flooring System

- PVC Co-extruded Foam Board
- Bamboo Composite Floor

Window & Ventilation Options

- Round False Window
- Central Polygon Skylight
- Glass Window
- Triangle Window

Modular System

- Modular Bathroom
- Modular Decking System


Other Accessories


- Air Conditioner
- Lighting
- Insulation Layer
- Curtain

Door Options

- Wooden Door
- Glass Door




Geodesic Dome		5m	10m	15m	20m	30m	40m
	Diameter(m)	5m	10m	15m	20m	30m	40m
	RidgeHeigh (m)	2.9m	4.4m	7.5m	9.2m	13.8m	18.8m
	Floor Areas	19.6m ²	79m ²	177m ²	314m ²	707m ²	1257m ²
	Frequencies	3V	5V	6V	7V	7V	9V
	Diameter of Pipes(mm)	Φ20*1.5	Φ25*1.5	Φ32*2	Φ38*2	Φ60*3	Φ68*3

Lamella Dome		5m	10m	15m	20m	30m	40m	50m
	Diameter(m)	5m	10m	15m	20m	30m	40m	50m
	RidgeHeigh (m)	3m	5m	7.5m	10m	15m	20m	25m
	Floor Areas	16.9m ²	79m ²	177m ²	314m ²	707m ²	1257m ²	1964m ²
	Diameter of Pipes(mm)	Φ20*1.5	Φ25*1.5	Φ38*2	Φ38*2	Φ60*3	Φ68*3	Φ68*3



Canton Tower Light Festival

Location: Guangzhou, Guangdong, China Sector: Festival Event/Light Festival Dome Size: 30m Built Year: 2016



Australian Geodesic Dome

Location: Australia Sector: Restaurant Dome Size: 4m Built Year: 2021



France Geodesic Dome

Location: France Sector: Outdoor Activity Dome Size: 7m Built Year: 2018



Baotou City Urban Modern Agricultural Park

Location: Baotou City, Inner Mongolia, China Sector: Cinema Dome Size: 30m Built Year: 2018



Our Belief >>

Tailor-Made Solutions Make Space Valuable



Shelter Structures

Shelter Structures is dedicated to providing globally leading outdoor space solutions, mainly producing high-quality temporary and semi-permanent modular tent systems, widely used in various outdoor festivals, commercial events, sports venues, industrial storage, military, and disaster relief areas.



Glitzcamp

Glitzcamp specializing in outdoor tents and holiday homes manufacturing, mainly serving tourism real estate, RV camps, cultural and tourism towns, etc., capable of meeting personalized customization needs and providing efficient and beneficial tourism housing solutions.



Shelter Dome

Shelter Dome focused on offering high-quality outdoor living solutions, combining comfort, functionality, and eye-catching exterior design in one, exploring the luxury star tents of fashion trends. Its unique shape and strong adaptability have made it the go-to choice for exquisite camping, unique hotel development, and luxury camping.





admin@shelter-structures.com

+86 139 2885 8552 / +1 713 386 9281

www.shelter-structures.com

Shelter Architecture Technology (Guangdong) Co.,Ltd