



SHELTER STRUCTURES

ARCUM TENT



About Us



Shelter Structures' Brand Introduction

Shelter Structures was founded in 2003 and has evolved into a global leader in the prefabricated structures industry over 20 years. With a mission to pioneer sustainable development in construction, Shelter Structures has made significant strides in innovation and product development. Nowadays, we supplied tents all over the world and has supported the Olympics, Benz, BMW and many major events and international corporations



Arcum Tent

Arcum tents are known for their unique curved roof design and sturdy structures. This innovative design not only gives the tent a modern and visually appealing look but also improves its durability in inclement weather. Arcum tents provide a practical and high-quality event space for various occasions such as commercial exhibitions, festivals, sporting events, etc.

Features

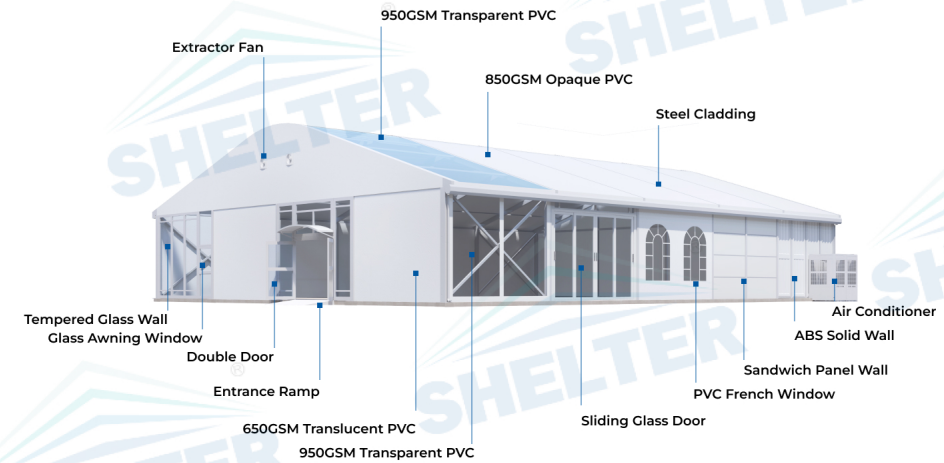
- The curved roof design is both aesthetically pleasing and enhances resistance to the elements
- The 6061-T6 aluminum alloy and double coated PVC ensure the tent is strong and durable
- The on-site installation only requires combining the modular prefabricated components through screw connections
- No internal support poles provide a completely unobstructed view and freedom of spatial layout
- Tent sizes, colors, and accessories can all be customized to fit perfectly with the event's theme



Frame

Main Materials	<ul style="list-style-type: none"> ▪ Aluminum Alloy Frame ▪ Q235 Steel Components
Color	Original Color / White Coating / Black Coating
Max Wind Load	120km/h
Max Snow Load	0.5kN/m ²
Features	<ul style="list-style-type: none"> ▪ Reliable metal frames made of durable and sturdy aluminum to ensure stability and long-term uses. ▪ Easy to setup and expand with prefabricated lightweight aluminum frame and modular design. ▪ Sturdy enough to resist various weather condition and withstand high wind and snow loads.

Accessories



Roof Options

- 850GSM Opaque PVC
- 950GSM Transparent PVC
- Steel Cladding

Door Options

- PVC Door with Zipper/Rope
- Aluminum Door (Single/Double Door)
- Glass Door (Single/Double Door)
- Sliding Door
- Rolling Door
- Clamshell Door

Wall Options

- 650GSM Translucent PVC Fabric
- 850GSM Opaque PVC Fabric
- 950GSM Transparent PVC Fabric
- ABS Panel Wall
- Tempered Glass
- Sandwich Panel
- Steel Cladding

Flooring System


- Wooden Floor
- Cassette Floor
- Stage Platform System

Window & Ventilation Options

- Glass Awning Window
- Glass Casement Window
- Glass Sliding Window
- Roll-up Window
- Extractor Fan

Other Accessories

- Air Conditioner
- Lighting
- Insulation
- Entrance Ramp
- Staircase
- Guardrail

Arcum Tents	Span (m)	Eave Height(m)	Bay Distance (m)	Main Profile (mm)	Max Wind Load
	3-5	2.6	3.0	48*84	Up to 120km/h
	5-15	3.0	3.0	48*120	Up to 120km/h
	10-50	4.0	5.0	88*166/120*203/120*200/ 120*250/120*300/120*350	Up to 120km/h



The Arcum Event Tent Project in London

Location: London Sector: Exhibition Tent Tent Size: 30x60m Built Year: 2017




Arcum Wedding Tent Project in Romania

Location: Romania Sector: Wedding Tent Tent Size: 20x20 Built Year: 2019



Monumental Government Celebration Tent in Mexico

Location: Mexico Sector: Commercial Tent Tent Size: 30x55x5m Built Year: 2019



The Arcum Church Tent Project in Uganda

Location: Uganda Sector: Church Tent Tent Size: 30x60x4m Built Year: 2020



Our Belief


Tailor-Made Solutions Make Space Valuable



Shelter Structures

Shelter Structures is dedicated to providing globally leading outdoor space solutions, mainly producing high-quality temporary and semi-permanent modular tent systems, widely used in various outdoor festivals, commercial events, sports venues, industrial storage, military, and disaster relief areas.


SHELTER



Glitzcamp



Glitzcamp specializing in outdoor tents and holiday homes manufacturing, mainly serving tourism real estate, RV camps, cultural and tourism towns, etc., capable of meeting personalized customization needs and providing efficient and beneficial tourism housing solutions.



Shelter Dome



Shelter Dome focused on offering high-quality outdoor living solutions, combining comfort, functionality, and eye-catching exterior design in one, exploring the luxury star tents of fashion trends. Its unique shape and strong adaptability have made it the go-to choice for exquisite camping, unique hotel development, and luxury camping.



admin@shelter-structures.com

+86 139 2885 8552 / +1 713 386 9281

www.shelter-structures.com

Shelter Architecture Technology (Guangdong) Co.,Ltd