



SHELTER STRUCTURES

A-FRAME TENT



About Us



Shelter Structures' Brand Introduction

Shelter Structures was founded in 2003 and has evolved into a global leader in the prefabricated structures industry over 20 years. With a mission to pioneer sustainable development in construction, Shelter Structures has made significant strides in innovation and product development. Nowadays, we supplied tents all over the world and has supported the Olympics, Benz, BMW and many major events and international corporations



A-frame Tent

The A-frame tent is a remarkable outdoor shelter and stands out in any setting with its classic A-shape roof. Made from durable aluminum alloy frame and weather-resistant PVC cover, it can withstand various weather conditions. The A-frame tent offers ample space and is easy to set up and take down, ideal for outdoor events, industrial storage and military uses. Its charming design and functionality make the A-frame tent a must-have for great building seekers.

Features


- Special A-frame roof design to enhance an eye-catching appearance
- Spacious interior without central poles to provide a large venue for events and industry
- Designed with modular components and can be expanded flexibly
- Great adaptability and suitable for any terrains and environment
- Sturdy structures to withstand high wind load(up to 140 km/h) and snow loads



Frame

Main Materials	<ul style="list-style-type: none"> ▪ Aluminum Alloy Frame ▪ Q235 Steel Components
Color	Original Color / White Coating / Black Coating
Max Wind Load	140km/h
Max Snow Load	0.5kN/m ²
Features	<ul style="list-style-type: none"> ▪ Reliable metal frames made of durable and sturdy aluminum to ensure stability and long-term uses. ▪ Easy to setup and expand with prefabricated lightweight aluminum frame and modular design. ▪ Sturdy enough to resist various weather condition and withstand high wind and snow loads.

Accessories



Roof Options

- 850GSM Opaque PVC
- 950GSM Transparent PVC
- Steel Cladding

Door Options

- PVC Door with Zipper/Rope
- Aluminum Door (Single/Double Door)
- Glass Door (Single/Double Door)
- Sliding Door
- Rolling Door
- Clamshell Door

Wall Options

- 650GSM Translucent PVC Fabric
- 850GSM Opaque PVC Fabric
- 950GSM Transparent PVC Fabric
- ABS Panel Wall
- Tempered Glass
- Sandwich Panel
- Steel Cladding

Flooring System





- Wooden Floor
- Cassette Floor
- Stage Platform System

Window & Ventilation Options

- Glass Awning Window
- Glass Casement Window
- Glass Sliding Window
- Roll-up Window
- Extractor Fan

Other Accessories

- Air Conditioner
- Lighting
- Insulation
- Entrance Ramp
- Staircase
- Guardrail

A-frame Tent	Item	Span (m)	Eave Height(m)	Bay Distance (m)	Max Wind Load
	S Series	3-12	2.6	3.0	Up to 120km/h
	G Series	6-15	3.0	3.0	Up to 120km/h
	M Series	10-30	4.0/6.0	5.0	Up to 140km/h
	L Series	30-80	4.0/6.0	5.0	Up to 120km/h




Industrial Tent Solutions: Adaptable and Durable Design | Shelter Structures

Location: Iran

Sector: Industrial Tent

Tent Size: 25x80x4m

Built Year: 2012



Indoor Real Ice Rink in Peru

Location: Peru

Sector: Sports Tent

Tent Size: 20x50x4m

Built Year: 2019



Transformative Luxury: Wedding Tent Innovations in Hainan

Location: Hainan of China

Sector: Wedding Tent / Event tent

Tent Size: 30x50x6m

Built Year: 2019



Quick Deployment A-frame Hangar in Mayotte

Location: Mayotte

Sector: Airplane Hangar

Tent Size: 15x10x4m

Built Year: 2020

Our Belief >>

Tailor-Made Solutions Make Space Valuable



Shelter Structures

Shelter Structures is dedicated to providing globally leading outdoor space solutions, mainly producing high-quality temporary and semi-permanent modular tent systems, widely used in various outdoor festivals, commercial events, sports venues, industrial storage, military, and disaster relief areas.

SHELTER



Glitzcamp



Glitzcamp specializing in outdoor tents and holiday homes manufacturing, mainly serving tourism real estate, RV camps, cultural and tourism towns, etc., capable of meeting personalized customization needs and providing efficient and beneficial tourism housing solutions.



Shelter Dome

Shelter Dome focused on offering high-quality outdoor living solutions, combining comfort, functionality, and eye-catching exterior design in one, exploring the luxury star tents of fashion trends. Its unique shape and strong adaptability have made it the go-to choice for exquisite camping, unique hotel development, and luxury camping.





admin@shelter-structures.com

+86 139 2885 8552 / +1 713 386 9281

www.shelter-structures.com

Shelter Architecture Technology (Guangdong) Co.,Ltd