



Shelter Architecture Technology (Guangdong) Co.,Ltd
+1 713 386 9281 +86 139 2885 8552 admin@shelter-structures.com

SHELTER
STRUCTURES

ONE STOP MODULAR SOLUTION

Copyright 2025

These pages contain information about material that is protected by copyright laws.

No part of this brochure may be copied, duplicated or communicated in any form or by any means, electronic or mechanical, including photocopying, facsimile or by any such like systems without permission of the publisher.

All rights reserved

We reserve the right to make alterations without notification.



PRODUCT MANUALS
Shelter Architecture Technology (GuangDong) Co.,Ltd

SHELTER STRUCTURES

Shelter Structures is an internationally successful specialist for mobile and modular space solutions. Shelter Structures has been headquartered in Guangdong, China for over 20 years. Our quality and effective tent building technology are endorsed by an extensive number of projects in our portfolio.

From design, engineering, manufacturing, and installation, Shelter Structures prides itself on its role as a premium supplier. The fundamental aim is to achieve the highest levels of customer satisfaction through the provision of first-class tent solutions and comprehensive service offer.





ONE STOP MODULAR INTEGRATED SOLUTIONS

01 | Planning & Design

Our experienced team of 3D designer will render the concept of your project.

02 | Engineering

Using advanced structural evaluation, all the structure could meet the engineer standard in any locations.

03 | Manufacturing

Shelter Structures' factories are in charge of manufacturing and pre-assembly for all projects. The entire manufacturing process is certified in accordance with the ISO 9001:2021

04 | Shipping

All the structure and components can be packed to fit inside containers to be transported.

05 | Installation

As the structure itself is pre-fabricated in the factory, the onsite installation will take a short time. Even in remote area, the installation process will be smooth with limited labor and equipments.

06 | Maintenance

Aluminum alloy owns perfect performance in corrode. The maintenance cost are minimal.

WHAT WE CAN DO

10k sqm

Avg. daily production
capacity

150 km/h

Max. wind load
(125mph)

80 m

Max. span,
no limited of length

125 kg/m²

Max. snow load

15 m

Max. eave height

3 level

Max. level of the structure

25 m

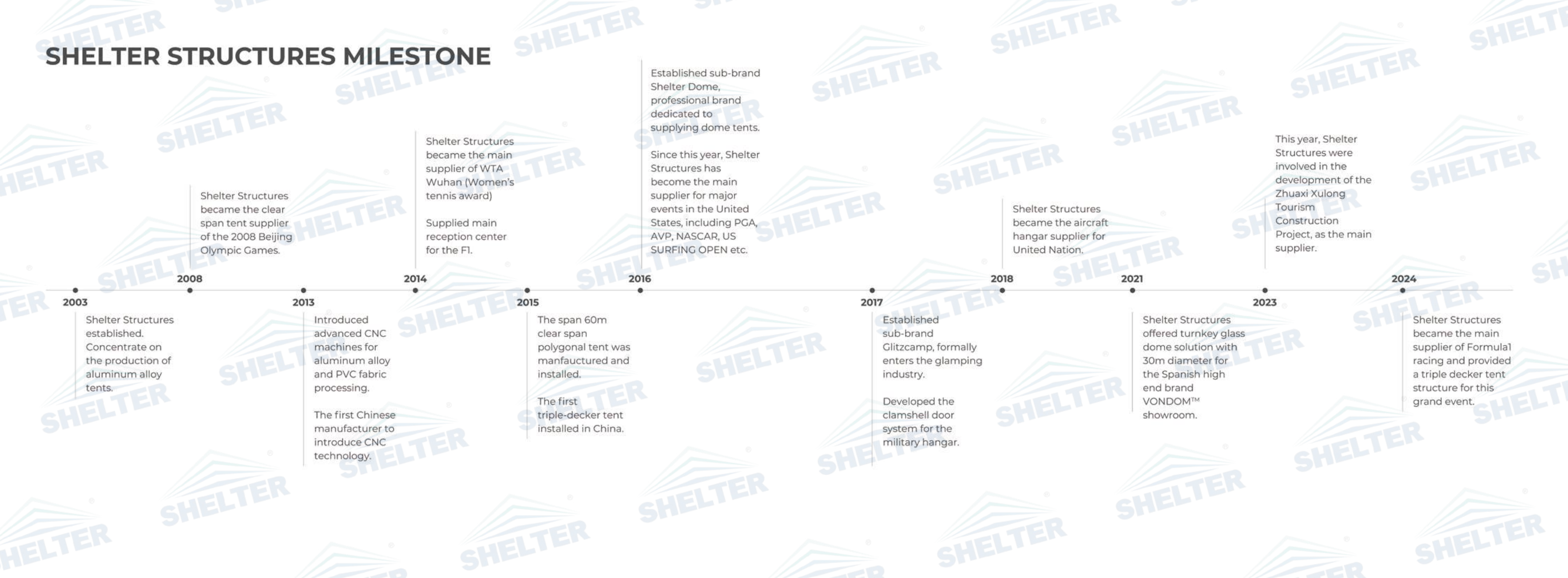
Max. ridge height

95 %

of the tent building can be
reused when relocation



SHELTER STRUCTURES MILESTONE





Clear Span Tent


Clear span tents are an ultimate choice for events and functions, industrial uses, or military uses. They offer a modern and versatile space solution for weddings, VIP hospitality, festivals, trade shows, storage, and much more. The tents are available in span ranging from 3 to 70 meters, making them suitable for any activities scale. Also, the modular design allows for customization to suit your specific needs.



Features

- Available framework profile: 48*84mm, 48*120mm, 112*203mm; 166*88mm; 120*200mm; 120*250mm; 120*300mm; 120*350mm, 120*400mm and more.
- Unlimited expansion by adding modular extensions in 3.0/5.0m increments.
- Shelter Structures' clear span tents are manufactured to withstand wind load of 120kn/h (75mph).
- An extensive range of accessories is available for our Shelter Structures' clear span tents. These include various of wall, doors and interior facilities.
- All the PVC fabric of clear span tent have been tested for fire retardant DIN4102, B1/M2 and NPFA 701.

Accessories



Roof Options

- 850GSM Opaque PVC
- 950GSM Transparent PVC
- Steel Cladding

Wall Options

- 650GSM Translucent PVC Fabric
- 850GSM Opaque PVC Fabric
- 950GSM Transparent PVC Fabric
- ABS Panel Wall
- Tempered Glass
- Sandwich Panel
- Steel Cladding

Window & Ventilation Options

- Glass Awning Window
- Glass Casement Window
- Glass Sliding Window
- Roll-up Window
- Extractor Fan

Door Options

- PVC Door with Zipper/ Rope
- Aluminum Door (Single/Double Door)
- Glass Door (Single/Double Door)
- Sliding Door
- Rolling Door
- Clamshell Door

Flooring System

- Wooden Floor
- Cassette Floor
- Stage Platform System

Other Accessories





- Air Conditioner
- Lighting
- Insulation
- Entrance Ramp
- Staircase
- Guardrail

A-frame Tent

The A-frame tent is a remarkable outdoor shelter and stands out in any setting with its classic A-shape roof. Constructed from durable aluminum alloy frame and weather-resistant PVC cover, it can withstand various weather conditions. The A-frame tent offers ample space and is easy to set up and take down, ideal for outdoor events, industrial storage and military uses. Its charming design and functionality make the A-frame tent a must-have for great building seekers.



Product specifications

Specification of A-frame Tents				
Product	 S Series	 G Series	 M Series	 L Series
Span (m)	3-12	6-15	10-30	30-70
Eave Height (m)	2.6	3.0	4.0/6.0	4.0/6.0
Bay Distance (m)	3.0		5.0	
Length	Expands unlimitedly in 3m increments		Expands unlimitedly in 5m increments	
Main Profile (mm)	48*84	48*120	88*166/112*203/120*200/120*250	120*300/120*350/120*400
Max Wind Load	Up to 120 km/h			
Outer Cover	High Strength PVC Coated Fabric			



Features


- Special A-frame roof design to enhance an eye-catching appearance
- Spacious interior without central poles to provide a large venue for events and industry
- Designed with modular components and can be expanded flexibly
- Great adaptability and suitable for any terrains and environment
- Sturdy structures to withstand high wind load(up to 120 km/h) and snow loads

Arcum Tent

Arcum tents are known for their unique curved roof design and sturdy structures. This innovative design not only gives the tent a modern and visually appealing look but also improves its durability in inclement weather. Arcum tents provide a practical and high-quality event space for various occasions such as commercial exhibitions, festivals, sporting events, etc.



Product specifications

Specification of Arcum Tent			
			
Span (m)	3-5	5-15	10-50
Eave Height (m)	2.6/3.0	3.0	4.0
Bay Distance (m)	3.0	3.0	3.0
Length	Expands unlimitedly in 3m increments		Expands unlimitedly in 5m increments
Main Profile (mm)	48*84/ 48*120	48*120	88*166/112*203/120*200/120*250/120*300/120*350
Max Wind Load	Up to 120 km/h		
Outer Cover	High Strength PVC Coated Fabric		



Features

- The curved roof design is both aesthetically pleasing and enhances resistance to the elements
- The 6061-T6 aluminum alloy and double coated PVC ensure the tent is strong and durable
- The on-site installation only requires combining the modular prefabricated components through screw connections
- No internal support poles provide a completely unobstructed view and freedom of spatial layout
- Tent sizes, colors, and accessories can all be customized to fit perfectly with the event's theme



Polygon Tent


The polygon tent is a remarkable structure that offers both functionality and aesthetic appeal. Its multi-curved roof gives it larger roof corners and higher space utilization. In addition, the roof is more uniformly loaded to withstand strong wind and snow loads. Not only does the tent have a unique look, but it is also very stable and safe.



Features

- The unique multi-curved roof stands out to add an aesthetic appeal to any location.
- Can be customized with a variety of options, such as doors, windows, and lightings.
- Spacious Interior without obstacle offers a generous amount of interior space.
- Made from high-quality materials that are designed to withstand harsh weather conditions.
- Sturdy structures to withstand high wind load (up to 120 km/h) and snow loads

Product specifications

Specification of Polygon Tent		
		
Span (m)	15-50	55-70
Eave Height (m)	4.0	
Bay Distance (m)	5.0	
Length	Expands unlimitedly in 5m increments	
Main Profile (mm)	120*200/120*250/120*300 120*350/120*400	120*400
Max Wind Load	120 km/h	100 km/h
Outer Cover	High Strength PVC Coated Fabric	




Multi-side Tent

The multi-side tent is a elegant shelter with six or more sides, offering enhanced stability and a spacious interior. Made from durable materials like PVC with aluminum alloy or steel frames, multi-side tents are built to withstand tough weather conditions while being easy to set up.



Product specifications

Specification of Multi-Side Tents						
						
Product	Hexagon	Decagon	Dodecagon	Hexadecago	Octadecagon	Twenty-four Sided Shape
Span (m)	10	15	20	25	30	40
Eave Height (m)	4.0/6.0					
Main Profile (mm)	203*112/300*120					
Max Wind Load	Up to 120 km/h					
Outer Cover	High Strength PVC Coated Fabric					



Features

- Eliminate the need for internal poles or support legs, ensuring unobstructed movement inside
- Utilizing lightweight aluminum alloy and modular design components allows for quick assembly
- Adapt to various ground conditions and widely used.
- Unique multi-sided design to enhance an eye-catching appearance
- The symmetrical structure enhances the stability and sturdiness of the overall structure

TFS Tent


The TFS tent is an upgraded version of the A-frame tent, featuring a unique curved column design and clear span construction. This innovative design not only eliminates internal supports, providing a spacious and unobstructed interior, but also enhances stability. With the distinctive peach-shaped roof and sturdy structure, the TFS tent is suitable for events, industry and military areas.



Features

- Present a sleek, modern peach-shaped appearance for enhanced visual appeal
- Curved columns and 25° roof slope lower the center of gravity and improve stability
- Use high-quality aluminum alloy frames that are recyclable and reusable to support sustainable development
- The internal unsupported curved column design maximizes the available space
- Tent span can be up to 60 meters, suitable for various scales of events and military uses

Product specifications

Specification of TFS Tent									
									
Span (m)	15	20	25	30	35	40	50	55	60
Eave Height (m)	4.0								
Ridge Height (m)	8.08	9.24	10.40	11.69	12.85	14	16.43	17.64	18.81
Length	Expands unlimitedly in 5m increments								
Bay Distance (m)	5.0								
Main Profile (mm)	112*203	112*203 130*310	112*203 130*310	130*310	130*310	130*310 120*350	120*350 120*400	120*400	120*400
Max Wind Load	120 km/h	112 km/h		120 km/h			112 km/h		



Mixed Party Tent


The mixed-party tent is made of high-quality materials and advanced manufacturing technology to withstand all kinds of harsh weather. One of its highlights is that the roof can be pieced together from different roof types, such as multi-sided, A-frame, or peak. The mixed-party tent is suitable for a variety of occasions from large events to private parties.



Features

- The clear-span structure without internal columns makes setting up and moving around inside easy
- Modular design makes it easy to add or remove areas to accommodate changing needs or guest numbers
- Can be customized by combining different tent shapes to create a distinctive event space
- Made of lightweight aluminum alloy and built with prefabricated components for quick installation
- High-quality, durable fabrics and frames ensure stability and reliability in any environment


Product specifications

Specification of Mixed Party Tent				
				
Span (m)	10	15	20	25
Eave Height (m)	4.0/6.0			
Length	Expands unlimitedly in 5m increments			
Bay Distance (m)	5.0			
Main Profile (mm)	112*203			
Max Wind Load	120 km/h	100 km/h	80 km/h	
Outer Cover	High Strength PVC Coated Fabric			



Flat Roof Tent

The flat roof tent features its flat roof design with double layer PVC fabric. The inflatable PVC cover create a 5-degree slope, which improve the ability of drainage capacity and snow resistance. In addition, its advertising fence is designed for adversiting displays. This makes it perfect for commercial events, exhibition and all grand events.



Product specifications

Specification of Flat Roof Tent				
				
Span (m)	10	15	20	25
Eave Height (m)	4.0			
Length	Expands unlimitedly in 5m increments			
Main Profile (mm)	112*203/120*200			
Max Wind Load	Up to 0.55 kN/m ²	Up to 0.55 kN/m ²	Up to 0.4 kN/m ²	Up to 0.35 kN/m ²
Max Snow Load	0.3kN/m ²	0.25 kN/m ²	0.2 kN/m ²	0.2 kN/m ²
Outer Cover	High Strength PVC Coated Fabric			



Features

- Appearance of flat roof improves the space utilization and gives a luxurious and professional feel
- A natural drainage ditch is formed between two layers of tarpaulins and improve the drainage performance
- The inflatable PVC fabric insulates the tent, keeping temperatures comfortable inside the tent
- No internal poles allow flexible interior design and improved attendee visibility
- Lightweight aluminum prefabricated in the factory, enables quick setup and efficiency.




Revolution Tent

The revolution tent is a versatile clear span metal building offering a spacious, unobstructed interior. It features a flat roof with pointed or wavy shapes and a large-span structure that can reach 50-60m. Its durable and flexible design makes it ideal for large events, industrial applications, and a variety of commercial purposes.



Product specifications

Specification of Revolution Tent			
			
Span (m)	50	55	60
Eave Height (m)	6-10		
Pitch	6-9Degree		
Length	Expands unlimitedly in 5m increments		
Main Profile (mm)	150*500		
Max Wind Load	120 km/h	110 km/h	100 km/h
Outer Cover	High Strength PVC Coated Fabric		




Features

- Flexible choice of peaked or wavy roofs provides striking visual appeal
- Available in enclosed tent building or open canopy to fulfill your requirement
- Spacious area without internal support to maximize available space for events or industry
- The span can be up to 50-60 meters, suitable for large-scale events
- Standard and lightweight aluminum alloy frames for easy transportation and quick assembly.



Hybrid Structure

The hybrid structure is designed to handle projects with large project profile and harsh weather conditions. It combines the advantages of steel and aluminum alloy, which makes the tent both lightweight and sturdy. Its span can be up to more than 70m, making the hybrid structure suitable for large-span tent. Thus, it is perfect for large-scale industrial warehouses, workshops, and events.



Features

- The combination of the steel and aluminum frame makes the structure very sturdy and stable.
- Designed with durable metal materials and suitable for long-term uses and investment.
- The span can be up to more than 70m and perfect for large-scale industrial storage, manufacturing and events.
- Designed for large projects with complex terrain or harsh weather conditions.
- Lightweight components prefabricated in the factory are easy to transport and install.

Product specifications



Pagoda Tent

Our pagoda tent features a sturdy, lightweight aluminum frame that is easy to assemble and can withstand the elements. The tent cover is made from waterproof, UV-resistant PVC fabric, ensuring that your guests and equipment stay dry and protected from the sun.

Shelter Structures' pagoda tent is not only functional, but it also adds a professional touch to your event. The tent features a sleek and modern design, making it the perfect choice for outdoor weddings, parties, and corporate events. This customizable tent allows you to add your logo or branding.



Product specifications

Specification of Pagoda Tent							
							
Span (m)	3	4	5	7	8	9	10
Eave Height (m)	2.5			2.6			
Bay Distance (m)	3.0	4.0	5.0	7.0	8.0	9.0	10.0
Length(m)	3.0	4.0	5.0	7.0	8.0	9.0	10.0
Main Profile (mm)	63x63x1.8		64x64x2.5		68x122x3/5		
Max Wind Load	120 km/h			140km/h			
Outer Cover	High Strength PVC Coated Fabric						




Features

- Available frame profile: 63*63*1.8mm, 64*64*2.5mm, 122*68*3/5mm.
- All the cover PVC fabric is certified for DIN4102, B1/M2 and NFPA701 fire retardant.
- Pagoda tents can be connected with other structures as entrance or lobby area.
- All the accessories is available for all pagoda tents.





Accessories



Roof Options

- 850GSM Opaque PVC
- 950GSM Transparent PVC

Wall Options

- 650GSM Translucent PVC Fabric
- 850GSM Opaque PVC Fabric
- 950GSM Transparent PVC Fabric
- ABS Panel
- Tempered Glass
- Sandwich Panel
- Steel Cladding

Window & Ventilation Options

- Glass Awning Window
- Glass Casement Window
- Glass Sliding Window
- Roll-up Window
- Extractor Fan

Door Options

- PVC Door with Zipper/ Rope
- Aluminum Door (Single/Double Door)
- Glass Door (Single/Double Door)
- Sliding Door

Flooring System

- Wooden Floor
- Cassette Floor
- Stage Platform System

Other Accessories

- Air Conditioner
- Lighting
- Insulation
- Entrance Ramp
- Staircase
- Guardrail

Two Story Tent


Our innovative two story tent combines breathtaking aesthetics with outstanding functionality, providing the ultimate space solution for your event. All the accessories are designed to enhance the aesthetic appeal of the tent while providing practical solutions to meet the needs of your event. Double decker tents are widely used in VIP hospitality, sports events, and branding. Also, we are the first Chinese manufacturer who designs and manufactures a triple decker structure.





Features


- Available framework profile: 112*203*4mm; 120*250*4mm; 120*300*5mm. Increase the usable area where space is limited.
- All of the rooftop designs can be supplied: A-frame, curved roof, cube roof, high peak, and single-slope.
- Available in two-level or three-level construction. Can be designed to fully meet regional wind and snow load requirements.
- Our range of accessories includes interior and exterior stairs, balconies, insulated glass, entrance, lighting and air conditioners.

Product specifications

A-frame Two Story Tent					
					
Span (m)	10	15	20	25	30
Eave Height (m)	8.0				
Ridge Height (m)	9.8	10.6	11.5	12.2	13.0
Length	Expands unlimitedly in 5m increments				
Bay Distance (m)	5.0				
Main Profile (mm)	120*300				
Max Wind Load	120 km/h				
Main Snow (mm)	0.25kn/m ²				

Arcum Two Story Tent					
					
Span (m)	10	15	20	25	30
Eave Height (m)	8.0				
Ridge Height (m)	9.25	10.00	10.80	11.60	12.30
Length	Expands unlimitedly in 5m increments				
Bay Distance (m)	5.0				
Main Profile (mm)	120*300				
Max Wind Load	120 km/h				
Main Snow (mm)	0.25kn/m ²				

Cube Two Story Tent				
				
Span (m)	10	15	20	25
Eave Height (m)	8.0			
Ridge Height (m)	8.67	9.07	9.07	9.10
Length	Expands unlimitedly in 5m increments			
Bay Distance (m)	5.0			
Main Profile (mm)	120*300			
Max Wind Load	120 km/h			
Main Snow (mm)	0.25kn/m ²			


Half Dome Two Story Tent		
		
Span (m)	20	25
Eave Height (m)	8.0	
Ridge Height (m)	9.16	10.78
Length	Expands unlimitedly in 5m increments	
Bay Distance (m)	5.0	
Main Profile (mm)	120*300	
Max Wind Load	120 km/h	
Main Snow (mm)	0.25kn/m ²	

Product specifications

High Peak Two Story Tent				
				
Span (m)	10	15	20	25
Eave Height (m)	8.0			
Ridge Height (m)	12	14	16	17
Length	Expands unlimitedly in 5m increments			
Bay Distance (m)	5.0			
Main Profile (mm)	120*300			
Max Wind Load	120 km/h			
Main Snow (mm)	0.25kn/m²			



Accessories



Roof Options

- 850GSM Opaque PVC
- 950GSM Transparent PVC
- Steel Cladding

Wall Options

- 650GSM Translucent PVC Fabric
- 850GSM Opaque PVC Fabric
- 950GSM Transparent PVC Fabric
- ABS Panel
- Tempered Glass
- Sandwich Panel
- Steel Cladding

Window & Ventilation Options

- Glass Awning Window
- Glass Casement Window
- Glass Sliding Window
- Roll-up Window
- Extractor Fan

Wall Options

- PVC Door with Zipper/ Rope
- Aluminum Door (Single/Double Door)
- Glass Door (Single/Double Door)
- Sliding Door
- Rolling Door
- Clamshell Door

Flooring System

- Wooden Floor
- Cassette Floor
- Stage Platform System

Other Accessories

- Air Conditioner
- Lighting
- Insulation
- Entrance Ramp
- Staircase
- Guardrail

Atrium Tent & Orangery Tent






Our atrium tent and orangery tent, two types of elegant tent structures, are the most distinctive event tent among our products. Originating from European royalty, these tent combine the historical beauty and modern design to create a luxurious venue for weddings, parties and commercial events. With transparent appearance and elaborate iron ornaments, they are sure to be the best event buildings.








Features

- Available framework profile: 48*120mm, 88*166mm, 112*203mm; 120*250*4mm; 120*300*5mm and more. Provide various sizes for different scale of events.
- Different roof shape designs can be customized, including A-frame, arcum roof, classic roof, peak roof, and single sided roof.
- Transparant PVC or PC panel cover to bring in natrual lights and create a open and stunning view inside the tent.
- Ironwork ornaments are available of different styles can be customized to add the modern or vintage beauty to your tent.

Product specifications

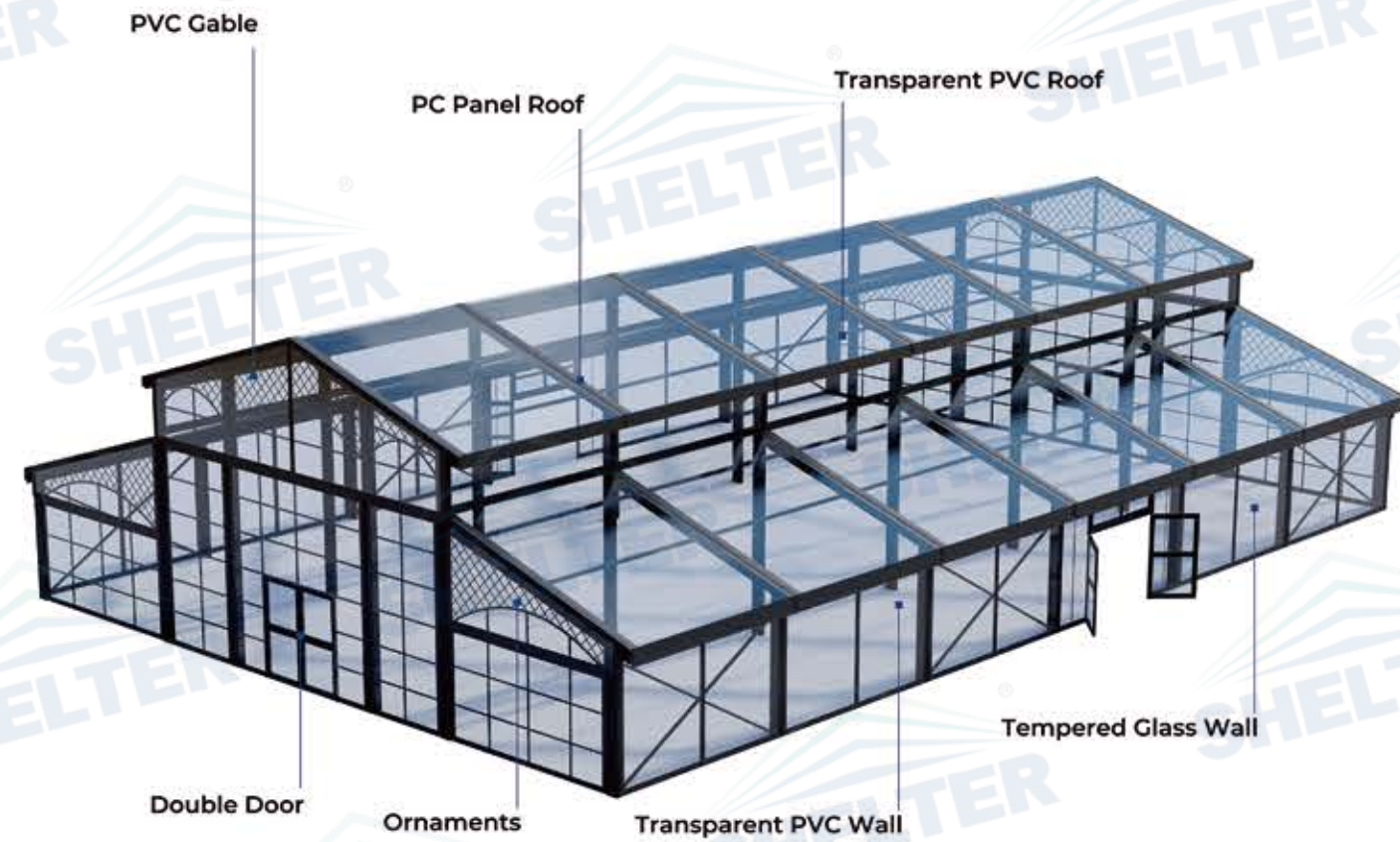
Specification of Atrium Tent					
Product	 Classic Atrium Tent	 A-frame Atrium Tent	 Single Sided Atrium Tent	 Peak Atrium Tent	 Arcum Atrium Tent
Span (m)	9-60	10-60	3-20	15-60	3-50
Eave Height (m)	4.0	4.0/6.0	4.0/6.0	4.0	3.0/4.0
Bay Distance (m)	5.0	5.0	5.0	5.0	3.0/5.0
Max Wind Load	Up to 120 km/h				
Frame	Aluminum Alloy Frame				
Cover	950G Transparent PVC				

Specification of Orangery Tents					
Product	 Classic Orangery Tent	 A-frame Orangery Tent	 Single Sided Orangery Tent	 pavilion Orangery Tent	 Arcum Orangery Tent
Span (m)	12-30	6-15	3-7.5	6-15	6-15
Eave Height (m)	2.5/4.6/5.7				
Bay Distance (m)	5.0				
Max Wind Load	Up to 120 km/h				
Frame	Q235 Steel Tube with Powder Coated				
Cover	950G Transparent PVC				





Accessories



Roof Options

- 950GSM Transparent PVC
- PC Panel

Wall Options

- 950GSM Transparent PVC Fabric
- Tempered Glass

Window & Ventilation Options

- Glass Casement Window
- Glass Sliding Window

Wall Options

- Glass Door Single Door
- Glass Door Double Door
- Sliding Door

Other Accessories

- Ornaments (Steel)
- Air Conditioner
- Lighting
- Cassette Floor

Party Tents

Party tents are the perfect option for any outdoor celebration, parties and all kinds of events. Our party tents combine a sleek and modern design with top-quality materials, providing reliable and professional tent systems that are easy to assemble and transport.

The elegant design of small party tent makes them a popular choice among event organizers and rental companies worldwide. Their spacious design allows for unobstructed views and plenty of space for guests and equipment. These tents also feature open structures and removable sidewalls to bring in natural light and fresh air.




Features

- Lightweight and simple structures of party tents are easy to transport and install for temporary events.
- Various tent sizes available for different scale of events, from 10x10ft to 20x40ft to 40x80ft and more.
- Resist to rains and UV rays with high strength PVC coated fabric, party tents provide a great protection for outdoor activities.
- All the PVC fabrics of party tents have been tested for fire retardant DIN4102 B1/M2 and NPFA 701.

Product specifications

Specification of High Peak Tent	
Product	
Tent Size	10x10ft - 20x40ft
Eave Height	7.0ft
Frame	Aluminum Alloy Poles
Central Pole	Yes
Outer Fabric	430G PVC
UV Coated & Waterproof	Yes
Fire Retardance	Meet international fire safety standards (DIN4102:B1/M2)

Specification of Frame Tent	
Product	
Tent Size	10x10ft - 40x80ft
Eave Height	7.0ft
Frame	Aluminum Alloy Poles
Central Pole	No
Outer Fabric	430G PVC
UV Coated & Waterproof	Yes
Fire Retardance	Meet international fire safety standards (DIN4102:B1/M2)

Specification of Pole Tents	
Product	
Tent Size	10x10ft - 40x60ft
Eave Height	7.0ft
Frame	Aluminum Alloy Poles
Central Pole	Yes
Outer Fabric	430G PVC
UV Coated & Waterproof	Yes
Fire Retardance	Meet international fire safety standards (DIN4102:B1/M2)

Specification of Keder Tent	
Product	
Tent Size	20x20ft - 30x60ft
Eave Height	7.0ft
Frame	Aluminum Alloy Poles
Central Pole	No
Outer Fabric	430G PVC
UV Coated & Waterproof	Yes
Fire Retardance	Meet international fire safety standards (DIN4102:B1/M2)

Dome Tent

Dome tents are hemispherical structures with high space utilization and have two different types, the geodesic dome and the lamella dome. They are composed of interconnected triangle structure with an galvanized steel frame and PVC fabric. Their insulation layers and solar fans not only saves energy and protects the environment, but also provides a comfortable indoor environment. This makes dome tents suitable for events and glamping.



Features

- Unique dome appearance provides strong appeal and eye-catching beauty
- Made from high-quality galvanized steel frame to ensure stability and safety
- Spacious spaces and high space utilization allow for a more flexible range of activity
- Modular design, including modular bathroom and modular decking system, ensure convenience and comfort
- Elaborate temperature-control accessories, like insulation layers and air conditioners, enhance people's experience.

Product specifications

Specification of Geodesic Dome

						
Diameter(m)	5m	10m	15m	20m	30m	40m
Ridge Height (m)	2.9m	4.4m	7.5m	9.2m	13.8m	18.8m
Floor Areas	19.6m ²	79m ²	177m ²	314m ²	707m ²	1257m ²
Frequencies	3V	5V	6V	7V	7V	9V
Diameter of Pipes(mm)	Φ20*1.5	Φ25*1.5	Φ32*2	Φ38*2	Φ60*3	Φ68*3

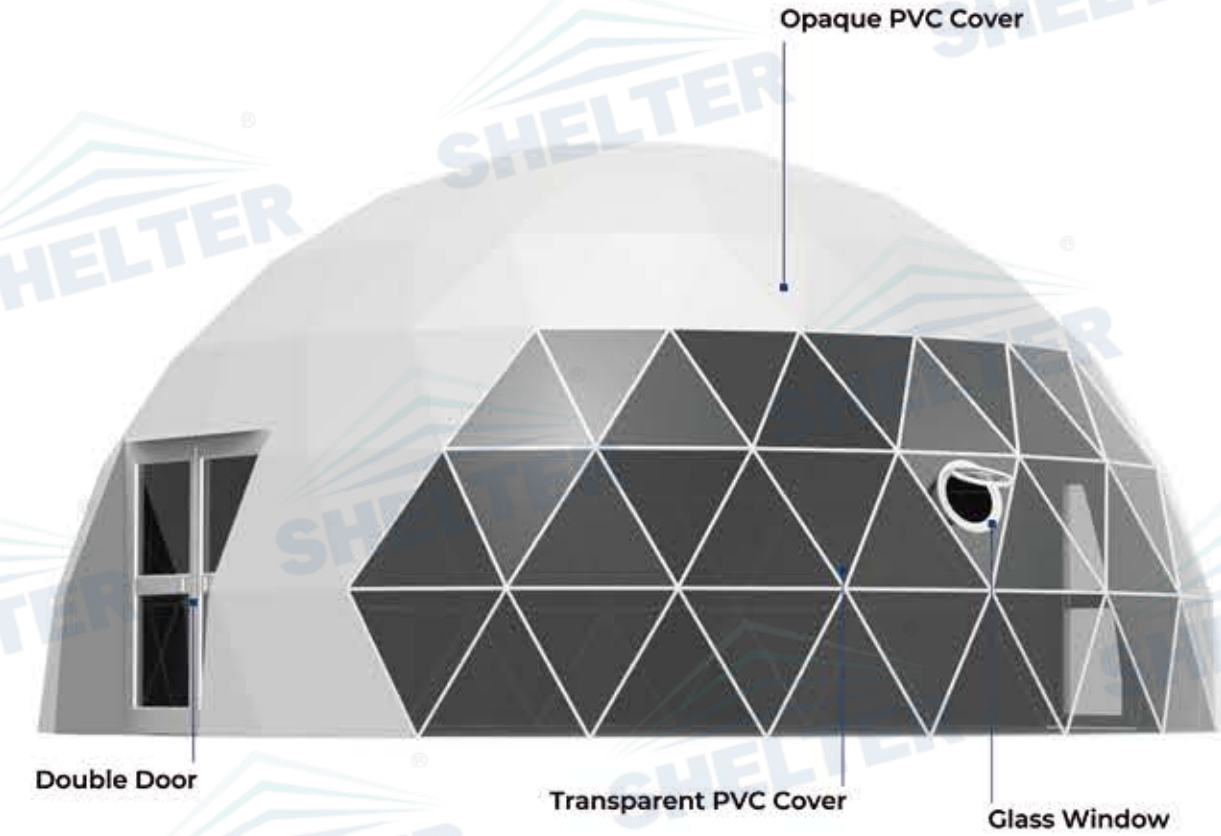
Specification of Lamella Dome

							
Diameter(m)	5m	10m	15m	20m	30m	40m	50m
Ridge Height (m)	3m	5m	7.5m	10m	15m	20m	25m
Floor Areas	19.6m ²	79m ²	177m ²	314m ²	707m ²	1257m ²	1964m ²
Diameter of Pipes(mm)	Φ20*1.5	Φ25*1.5	Φ38*2	Φ38*2	Φ60*3	Φ68*3	Φ68*3





Accessories



Cover Options

- 850GSM Opaque PVC
- 950GSM Transparent PVC
- Tempered Glass
- PC Panel

Door Options

- Wooden Door
- Glass Door

Window & Ventilation Options

- Round French Window
- Central Polygon Skylight
- Glass Window
- Triangle Window
- Solar Extractor Fan

Modular System

- Modular Bathroom
- Modular Decking System

Other Accessories

- Air Conditioner
- Lighting
- Insulation
- Curtain
- Bamboo Flooring System

Air Dome

The air dome uses the air pressure difference between the inside and outside of the membrane to create tension, which makes it stable form and bear capacity. With lightweight membrane structure, it can be set up quickly. In addition, air dome adopts eco-friendly fabrics and PV membrane technology to reduce dust and pollution. It's now widely used in industry and stadiums.




Features

- Large span air dome structure without internal poles to achieve 100% space utilization
- Easy to build with lightweight membrane structure and it takes only 60 days to install
- Fully intelligent control system from backup power system to remote real-time monitoring
- The reticular steel cable system are capable of withstanding category 16 typhoons and extreme snowstorms
- Adopt the eco-friendly material and PV membrane technology to reduce pollution

Product specifications

Specification of Air Dome



Structure Options	Air Supported Dome Structure/ Tube Dome Structure, Aircushion Dome Structure/Air-inflated Dome Structure
Span(m)	20-60
Length(m)	50-120
Max Wind Load	0.65 kN/m ²
Max Snow Load	0.40 kN/m ²

Accessories

Door Options

- Revolving Door
- Emergency Exit door

Reinforcement System

- Wooden Door
- Glass Door
- Steel Cable System
- Anchor System

Smart System

- Smart Controlling System
- Powered Inflation System
- Intelligent Snow Removal System
- Security Alarm System


Other Accessories

- Air Conditioner
- Lighting
- Insulation
- Entrance Ramp



Pool Enclosure

With a clear view and spacious space, the pool enclosure enhances the value of houses. Using sturdy aluminum frame and high strength transparent cover, it creates an excellent swimming and party experience. Our pool enclosure also can be customized with automatic closure and intelligent video system. It is the best choice for four-season swimming and outdoor parties.



Features

- Durable PC panel or high-strength tempered glass to maintain transparency and support UV protection
- Keep the interior and water at the right temperature to provide an environment for year-round use
- Improvement of cleanliness by preventing leaves, insects, and other debris from entering
- Acting as a barrier to provide safety for activities and give people peace of mind
- Different smart systems can be customized to provide convenience and enhance the experience

Product specifications

Specification of Pool Enclosure			
			
Roof Style	A-frame Roof/ Polygon Roof/ Arcum Roof/ Single Sided Roof		
Span (m)	10	15	20
Height(m)	4	3	1
Length(m)	No limit on length and customizable to pool size		
Cover & Sidewall	PC Panel/ Tempered Glass		
Automatic Closure System	Single-side Closure/ Double-side Closure/ Multi-side Closure		





Accessories

Safe Built-in Power Supply System



Patented Sealing System



Customized Doors and



Lighting System



Wind and Rain Sensing System



Shading System



Insulation System



Patented Pre-stress Technology



Intelligent Driving System



Drainage System



Enhanced Track



Wall Options

- Tempered Glass
- PC Panel

Lighting System

- 6000K White Light Concealed Lighting
- 3000K White Light Concealed Lighting
- RGB Colorful Light Concealed Lighting

Audio-Video System


- BGM Music System
- Family Movie System
- KTV Entertainment System

Automatic Closure System

- Single-side Closure
- Double-side Closure
- Multi-side Closure

Other Accessories

- Air Conditioner
- Driving System
- Curtain




Retractable Tent

Retractable tents are designed with an advanced driving system for flexible expansion and contraction. This improves the space utilization and reduces space waste. Their stable structures made from aluminum alloy frame and weather-resistant PVC fabric can provide a reliable shelter for industrial storage and manufacturing. Whether it's for events or warehouse, our retractable tents are a cost-effective and reliable choice.




Product specifications

Specification of Retractable Tent			
			
Roof Style	A-frame Roof	Arcum Roof	Polygon Roof
Span (m)	3-70	3-50	15-70
Eave Height(m)	2.6/3.0/4.0/6.0	2.6/3.0/4.0	4.0
Bay Distance(m)	3.0/5.0	3.0/5.0	5.0
Length(m)	Expands unlimitedly in 3/5 m increments		Expands unlimitedly in 5 m increments
Max Wind Load	Up to 120 km/h		



Features

- Inherit the advantages of regular clear span tents and various tent styles can be chosen from
- Adopt the advanced driving system to allows the tent to flexibly expansion and contraction
- Lightweight aluminum frame are prefabricated for easy transportation and quick installation
- Strong aluminum alloy structures can withstand high wind loads and snow loads.
- Smart retractable system effectively save space and improve space utilization for storage



Accessories

Safe Built-in Power Supply System

Patented Sealing System

Customized Doors and Windows

Enhanced Track

Lighting System

Intelligent Wind and Rain Sensing System

Patented Pre-stress Technology

Intelligent Driving System

Roof Options

- 850GSM Opaque PVC
- 950GSM Transparent PVC
- Steel Cladding

Wall Options

- 650GSM Translucent PVC Fabric
- 850GSM Opaque PVC Fabric
- 950GSM Transparent PVC Fabric
- ABS Panel
- Tempered Glass
- Sandwich Panel
- Steel Cladding

Window & Ventilation Options

- Glass Awning Window
- Glass Casement Window
- Glass Sliding Window
- Roll-up Window
- Extractor Fan

Door Options

- PVC Door with Zipper/ Rope
- Aluminum Door (Single/Double Door)
- Glass Door (Single/Double Door)
- Sliding Door
- Rolling Door
- Clamshell Door

Flooring System

- Wooden Floor
- Cassette Floor
- Stage Platform System

Other Accessories

- Air Conditioner
- Lighting
- Insulation
- Entrance Ramp
- Staircase
- Guardrail

Event Tent

Our event tents are ideal choice for someone who are looking for spacious and convenient event venues.


Made from sturdy aluminum alloy frames and reliable covers, our event tents provide a spacious and comfortable space for small to large scale events and ensure guests' safety and comfort.





Features






- Provide large event space without interior poles to accommodate plenty of guests and ensure flexible activities.
- Free customization are available and various accessories are provided, such as lightings and floorings, to fit the theme.
- Easy and quick to set up with lightweight frame to save time, convenient for temporary or upcoming outdoor events.
- Easy and quick to set up with lightweight frame to save time, convenient for temporary or upcoming outdoor events.

Product specifications

A-frame Tent	Series	Span (m)	Eave height (m)	Bay Distance (m)	Max Wind Load
	S Series	3-12	2.6	3.0	Up to 120km/h
	G Series	6-15	3.0	3.0	Up to 120km/h
	M Series	10-30	4.0/6.0	5.0	Up to 120km/h
	L Series	30-70	4.0/6.0	5.0	Up to 120km/h

Polygon Tent	Span (m)	Eave height (m)	Bay Distance (m)	Max Wind Load
	15-50	4.0	5.0	Up to 120km/h
	55-70	4.0	5.0	Up to 100km/h

Arcum Tent	Span (m)	Eave height (m)	Bay Distance (m)	Max Wind Load
	3-5	2.6	3.0	Up to 120km/h
	5-15	3.0	3.0	Up to 120km/h
	10-50	4.0	5.0	Up to 120km/h

Two Story Tent	Series	Span (m)	Eave height (m)	Bay Distance (m)	Max Wind/Snow Load
	A-frame	10-30	8.0	5.0	120(km/h) / 0.25(kn/m²)
	Arcum	10-30	10-30	5.0	120(km/h) / 0.25(kn/m²)
	Cube	10-25	10-25	5.0	120(km/h) / 0.25(kn/m²)
	Half Dome	20-25	20-25	5.0	120(km/h) / 0.25(kn/m²)
	High peak	10-25	10-25	5.0	120(km/h) / 0.25(kn/m²)



Wedding Tent

Designed for luxurious outdoor weddings, our wedding tents are known for their elegant tent styles, spacious and high-class interior area, and protective structures.


From wedding banquet to after-party, our wedding tents creates a romantic and dreamy atmosphere, to make this special day unforgettable.





Features


- Without interior poles, our wedding tent provide you with spacious space to create an comfortable wedding environment.
- From tent sizes, fabric colors to accessories, our wedding tents can be flexibly customized.
- With stable and easy-to-build structures, wedding tents can adapt various terrains and environment.
- Using only the finest materials, like 6061-T6 aluminum alloy frame and a high-strength PVC-coated cover.

Product specifications

A-frame Tent	Series	Span (m)	Eave height (m)	Bay Distance (m)	Max Wind Load
	S Series	3-12	2.6	3.0	Up to 120km/h
	G Series	6-15	3.0	3.0	Up to 120km/h
	M Series	10-30	4.0/6.0	5.0	Up to 120km/h
	L Series	30-70	4.0/6.0	5.0	Up to 120km/h

Arcum Tent	Span (m)	Eave height (m)	Bay Distance (m)	Max Wind Load
	3-5	2.6	3.0	Up to 120km/h
	5-15	3.0	3.0	Up to 120km/h
	10-50	4.0	5.0	Up to 120km/h

Atrium Tent	Series	Span (m)	Eave height (m)	Bay Distance (m)	Max Wind Load
	Classic	9-60	4.0	3.0	Up to 120km/h
	A-frame	10-60	4.0/6.0	3.0	Up to 120km/h
	Single Sided	3-20	4.0/6.0	5.0	Up to 120km/h
	Peak Atrium	15-60	4.0	5.0	Up to 120km/h
	Arcum	3-50	3.0/4.0	3.0/5.0	Up to 120km/h

Orangery Tents	Series	Span (m)	Eave height (m)	Bay Distance (m)	Max Wind Load
	Classic	12-30	2.5/4.6/5.7	5.0	Up to 120km/h
	A-frame	6-15	2.5/4.6/5.7	5.0	Up to 120km/h
	Single Sided	3-7.5	2.5/4.6/5.7	5.0	Up to 120km/h
	Pavilion	6-15	2.5/4.6/5.7	5.0	Up to 120km/h
	Arcum	6-15	2.5/4.6/5.7	5.0	Up to 120km/h



Warehouse


Our warehouse tents are the perfect combination of stability, durability, and affordability. Compared to conventional construction methods, our warehouse tents are quick and easy to install, saving you time and money on setup. Our tents are available in a range of sizes and configurations, making them suitable for a variety of applications.




Features

- Available in spans up to 70m and even more to provide a spacious area for large-scale storage
- Durable and remain intact after long-term use and generally last for 20 years
- Provide reliable and sturdy structure for protect your goods in windy or snowy weather
- Shows the great performance of UV resistance, fire retardance, and waterproof property to keep your goods dry and safe in any situation.


Product specifications




A-frame Tent	Series	Span (m)	Eave height (m)	Bay Distance (m)	Max Wind Load
	S Series	3-12	2.6	3.0	Up to 120km/h
	G Series	6-15	3.0	3.0	Up to 120km/h
	M Series	10-30	4.0/6.0	5.0	Up to 120km/h
	L Series	30-70	4.0/6.0	5.0	Up to 120km/h


Polygon Tent	Span (m)	Eave height (m)	Bay Distance (m)	Max Wind Load
	15-50	4.0	5.0	Up to 120km/h
	55-70	4.0	5.0	Up to 100km/h

Revolution Tent	Span (m)	Eave height (m)	Bay Distance (m)	Main Profile (mm)	Max Wind Load
	50/55/60	6-10	5.0	150-500	120-100km/h

Air Dome	Span (m)	Leight (m)	Main Metarials	Max Wind Load	Max Snow Load
	20-60	50-120	High Strength PVC/ PVDF Coated Fabric	0.65kN/m²	0.40kN/m²

Retractable Tent	Series	Span (m)	Eave height (m)	Bay Distance (m)	Max Wind Load
	A-frame	3-70	2.6/3.0/4.0/6.0	3.0/5.0	Up to 120km/h
	Arcum	3-50	2.6/3.0/4.0	3.0/5.0	Up to 120km/h
	Polygon	15-70	4.0	5.0	Up to 120km/h

Metal Truss	Series	Span (m)	Height (m)	Width	Weight	Main Tube	Braces
	Triangle Spigot	10-16	290mm	290mm	~7.5kg/m	50*2mm	20*2mm
	Square Spigot	10-20	530mm	530mm	~13.5kg/m	50*4mm	30*3mm
	Track	10-18	355.6mm	355.6mm	~18kg/m	50.8*3.2mm	25.4*3.2mm
	Folding	10-36	580mm	580mm	~22kg/m	50*4mm	30*3mm
	Rectangular	10-60	610-1450mm	610-1450mm	~16-65kg/m	50*4-100*8mm	50*4mm
	Plane	20-70	610-1450mm	610-1450mm	~16-65kg/m	50*4mm	50*4mm



Sports Tent


Our sports tents are specifically designed to facilitate sports events and competitions. With large usable space and reliable structure, they ensure people's flexible activities and safety. They offer a shelter to protect people against rains, winds and sunlight damage. Whether it's for ball court, indoor arena or swimming, our sports tents are the ideal solution for all your recreational sports needs.




Features






- With straight or sloping uprights options for different appearance design.
- The roofing and gable could be chosen in single layer or double layer thermal PVC fabric, sheet metal or with insulating sandwich panels.
- All systems can be designed to meet site-specific wind and snow load requirements.
- Choose the accessories include walls, fabric and solid doors, lighting, flooring and more.
- Available in premium design-retractable rooftop, switching the indoor and outdoor environment at any time.


Product specifications

A-frame Tent	Series	Span (m)	Eave height (m)	Bay Distance (m)	Max Wind Load
	S Series	3-12	2.6	3.0	Up to 120km/h
	G Series	6-15	3.0	3.0	Up to 120km/h
	M Series	10-30	4.0/6.0	5.0	Up to 120km/h
	L Series	30-70	4.0/6.0	5.0	Up to 120km/h

Polygon Tent	Span (m)	Eave height (m)	Bay Distance (m)	Max Wind Load
	15-50	4.0	5.0	Up to 120km/h
	55-70	4.0	5.0	Up to 100km/h

Arcum Tent	Span (m)	Eave height (m)	Bay Distance (m)	Max Wind Load
	3-5	2.6	3.0	Up to 120km/h
	5-15	3.0	3.0	Up to 120km/h
	10-50	4.0	5.0	Up to 120km/h

Two Story Tent	Series	Span (m)	Eave height (m)	Bay Distance (m)	Max Wind/Snow Load
	A-frame	10-30	8.0	5.0	120(km/h) / 0.25(kn/m²)
	Arcum	10-30	10-30	5.0	120(km/h) / 0.25(kn/m²)
	Cube	10-25	10-25	5.0	120(km/h) / 0.25(kn/m²)
	Half Dome	20-25	20-25	5.0	120(km/h) / 0.25(kn/m²)
	High peak	10-25	10-25	5.0	120(km/h) / 0.25(kn/m²)

Pool Enclosure	Series	Span (m)	Height (m)	Length (m)
	A-frame	10-20	1-4	Customizable
	Arcum	10-20	1-4	Customizable
	Polygon	10-20	1-4	Customizable
	Single Sided	10-20	1-4	Customizable

Air Dome	Span (m)	Leight (m)	Max Wind Load	Max Snow Load
	20-60	50-120	0.65kN/m²	0.40kN/m²

Dome Tent	Diameter (m)	Ridge height (m)	Diameter of Pipes(mm)
	5m	2.9m	Φ20×1.5
	10m	4.4m	Φ25×1.5
	15m	7.5m	Φ32×2
	20m	9.2m	Φ38×2
	30m	13.8m	Φ60×3
	40m	18.8m	Φ68×3



Military Tent

Our military tents are designed to preserve and maintain military equipment, to provide a safe, long-lasting environment for storage, emergency uses and aircraft hangers. We ensure that army equipments and people are safeguarded from harm with our military tents.




Features

- Combine high-strength frame and durable PVC fabric to ensure a
- long-lasting and safe structure appropriate for military use.
- Designed to withstand harsh weather conditions like rain, snow and intense sunlight.
- Allows for customizable configurations and expansions with modular design to meet various operational requirements.
- Available in a variety of sizes and specifications and can be outfitted with various accessories such as doors and windows.


Product specifications

TFS Tent	Span (m)	Eave height (m)	Bay Distance (m)	Max Wind Load
	15	4.0	5.0	Up to 120km
	20	4.0	5.0	Up to 112km
	25	4.0	5.0	Up to 112km
	30	4.0	5.0	Up to 120km
	35	4.0	5.0	Up to 120km
	40	4.0	5.0	Up to 120km
	50	4.0	5.0	Up to 120km
	55	4.0	5.0	Up to 120km
	60	4.0	5.0	Up to 112km

Polygon Tent	Span (m)	Eave height (m)	Bay Distance (m)	Max Wind Load
	15-50	4.0	5.0	Up to 120km/h
	55-70	4.0	5.0	Up to 100km/h

Military Tent	Span (m)	Eave height (m)	Bay Distance (m)	Max Wind Load
	6	2.5	3.0	Up to 120km/h
	8	2.5	3.0	Up to 120km/h

Flysheet Tent	Span (m)	Eave Height (m)	Bay Distance (m)	Outer Cover
	6	2.6	2.0	710G PVC Fabric

Domed Field Tent	Span (m)	Ridge Height (m)	Bay Distance (m)	Outer Cover
	6	3.0	2.0	500G PVC Fabric

Inflatable Military Tent	Span (m)	Eave Height (m)	Bay Distance (m)	Outer Cover
	6	2.0	2.5	500G Military Green Cotton Fabric



**WEDDING**

Location: Canada Width: 12.00m Length: 24.00m Product: A-frame Tent

**PRIVATE GATHERING**

Location: United States Product: Atrium Tent

**SHOWROOM&STORE**

Location: United States Product: A-frame Tent

**TRADE SHOW**

Location: United States Product: Flat Roof Tent

**SPORTS EVENTS**

Location: Scotland Product: Arcum Two Story Tent

**EXHIBITION**

Location: United States Product: Two Story Tent

**SPORTS EVENTS**

Location: United States Product: Two Story Tent

**BOOTHS**

Location: United States Product: Pagoda Tent

**LOGISTIC CENTER**

Location: United States Product: A-frame Tent

**BUSINESS GATHERING**

Location: United States Product: Two Story Tent

**FESTIVAL & CELEBRATION**

Location: England Product: Atrium Tent

**VIP PLATFORM**

Location: United States Product: Two Story Tent

**CONFERENCE**

Location: United States Product: Two Story Tent

**INDUSTRIAL WAREHOUSE**

Location: Taiwan in China Product: 15x10 A-frame Tent

**MEDIA EVENT**

Location: Uganda Width: 15.00m Length: 20.00m Product: A-frame Tent

**ADVERTISING SHOWCASE**

Location: United States Product: Two Story Tent

COMPATIBLE SYSTEM

Our compatible building system provide unparalleled flexibility and design freedom as they can be easily combined with other manufacturers' ranges. This feature allows you to switch to our range of Compatible Tent Systems at any time without any inconvenience, in case your existing supplier fails to meet your requirements in terms of selection or delivery times.

With our compatible tent systems, you have the freedom to choose from a wider range of options, irrespective of the supplier. Our tents have been designed to be fully compatible with various popular systems from other manufacturers, enabling tent rental companies to provide customers with more financially competitive alternatives for new equipment investments. So, whether you're a tent rental company or a customer looking for a tent, our Compatible Tent Systems are the perfect solution for your needs.



INTERCHANGEABLE RAFTERS

One of the key benefits of our tent structures is the utilization of interchangeable rafters, which allows for flexible adjustment of the span of the tent to accommodate different capacities. This feature enables our outdoor space solutions to be highly adaptable, making them suitable for a wide range of events and occasions, from intimate gatherings to large-scale concerts and festivals.

In addition to the flexibility that interchangeable rafters provide, this design feature also offers significant economic advantages. By enabling the tent's span to be easily adjusted without the need for additional parts or equipment, our tents are highly cost-effective, providing a budget-friendly solution for customers without compromising on quality or functionality. With our outdoor space solutions, you can have the flexibility and versatility you need, all while saving on costs.



FREELY SELECTABLE

We have designed our modular tents to be highly adaptable, with all accessories, including walls, entrances, and roofing, freely interchangeable with a variety of materials. In the past, once a tent was assembled, changing the appearance or function of the structure was difficult due to incompatible accessories. However, with our modular design, you can easily swap out accessories to suit different needs, giving you the flexibility and versatility you need for your event or project.

This modular approach provides a cost-effective solution for customers without compromising on quality or functionality. Whether you need to adapt your tent for different weather conditions or to create a new look for your event, our modular tents offer a practical and budget-friendly solution.



SHELTER STRUCTURES' BRAND INTRODUCTION



Professional Service

With over 20 years of hands-on experience in event tent design and manufacturing, Our professional team will provide you with professional and timely service.



Various Customized Options

From the tent style to the customizable details of our wedding tents, we provide a variety of options for you to choose from.



Quality Assurance

Shelter Structures is known for its high quality products. We use durable materials that provide excellent waterproofing and good ventilation, allowing our tents to perform well in all weather conditions.



Eco-friendly design

We use sustainable materials and eco-friendly design concepts to reduce its environmental impact. Whether it's the choice of materials or the construction process, we are committed to creating an eco-friendly solution.

ENDORSEMENT FROM PROFESSIONAL INDUSTRY ORGANIZATIONS



Many famous industry organizations endorse **Shelter Structures** by trusting our technology and production quality and giving high recommendations for our products.



BRANDS WE WORK WITH

Shelter Structures is dedicated to offering top-tier outdoor space solutions worldwide. With our expertise and commitment, we provide unique, robust, and adaptable tent solutions that enhance user experiences across diverse applications.



OUR BELIEF »

Tailor-Made Solutions Make Space Valuable



Shelter Structures

Shelter Structures is dedicated to providing globally leading outdoor space solutions, mainly producing high-quality temporary and semi-permanent modular tent systems, widely used in various outdoor festivals, commercial events, sports venues, industrial storage, military, and disaster relief areas.



Glitzcamp



Glitzcamp specializing in outdoor tents and holiday homes manufacturing, mainly serving tourism real estate, RV camps, cultural and tourism towns, etc., capable of meeting personalized customization needs and providing efficient and beneficial tourism housing solutions.



Shelter Dome



Shelter Dome focused on offering high-quality outdoor living solutions, combining comfort, functionality, and eye-catching exterior design in one, exploring the luxury star tents of fashion trends. Its unique shape and strong adaptability have made it the go-to choice for exquisite camping, unique hotel development, and luxury camping.